

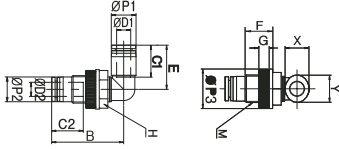
**PLM - Perde Geçiş Dirsek Bağlantı / Bulkhead Union P**



**Ölçü Tablosu / Dimension Chart**

MODEL	ØP1	ØD1	ØP2	ØD2	E	C1	C2	B	F	G	H	ØP3	M	X	Y	Orifis (mm) Orifice (mm)	Ağırlık (g) Weight (g)	Adet/Kutu Qty / Box
PLM 04	10.4	4	10.4	4	19.8	15.6	16	33.6	16.6	5	14	17	M12X1.5P	10	12	3	11	100
PLM 06	12.4	6	12.4	6	17.2	23	17	37.9	15	5	17	20.5	M14X1.5P	12	14	5	12.5	50
PLM 08	17.4	8	17.4	8	25.7	18.6	18.5	41.9	16	6	19	23	M16X1.5P	14	16	7	18.5	50
PLM 10	17.6	10	17.6	10	30.3	21.4	21	47.6	18	6	24	29	M20X2.0P	17	19	8	29	25
PLM 12	21.2	12	21.2	12	32.7	23.3	22.5	53.8	20	6	27	32	M24X2.0P	21	23	10	40	25

**Teknik Çizim / Technical Drawing**



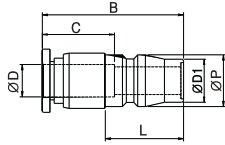
**PCP - Soket Rekor / Straight Ace Coupler Plug**



**Ölçü Tablosu / Dimension Chart**

MODEL	ØD	ØD1	ØP	B	L	C	Orifis (mm) Orifice (mm)	Ağırlık (g) Weight (g)	Adet/Kutu Qty / Box
PCP 04	4	10.9	13.1	32.6	20.5	16	3	20	100
PCP 06	6	10.9	13.1	33.5	20.5	17	5	19	100
PCP 08	8	10.9	13.1	37	20.5	18.5	7	20	100
PCP 10	10	10.9	13.1	44	20.5	21	8	29	50
PCP 12	12	10.9	13.1	47.2	20.5	22.5	10	44	50
PCP 16	16	10.9	13.1	50.2	20.5	25.5	13	52	25

**Teknik Çizim / Technical Drawing**



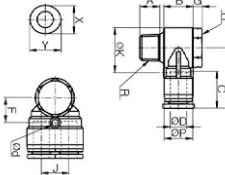
**PA - İkili Döner Dirsek (Erkek) / Dual Male Banjo**



**Ölçü Tablosu / Dimension Chart**

MODEL	ØD	R	ØP	A	B	C	E	H	ØK	G	F	J	Ød	X	Y	Orifis (mm) Orifice (mm)	Ağırlık (g) Weight (g)	Adet/Kutu Qty / Box
PA 04-M5	4	M5	10.4	5.5	8.9	16	20.9	8	10	3	0	10	0	10	12	2	9.2	50
PA 06-01	6	G1/8	12.4	8	14	17	26.7	14	15.5	4	11	12	3.2	12	14	4	25.8	50
PA 08-02	8	G1/4	14.4	11	15	18.5	30.2	17	20	4.5	12	14	3.2	14	16	5.5	46.6	25
PA 10-02	10	G1/4	17.6	11	15	20	32	17	20	4.5	12.5	17	4.4	17	19	8	72	20
PA 10-03	10	G3/8	17.6	12	18	21	34.3	22	23	5	15	17	4.4	17	19	8	76.7	20
PA 12-04	12	G1/2	21	15	21	22.5	38.3	24	30	5	17	20	4.4	23	21	9	118	10

**Teknik Çizim / Technical Drawing**



**PAF- Büyük İkili Döner Dirsek (Dişi) / Dual Female Banjo**



**Ölçü Tablosu / Dimension Chart**

MODEL	ØD	R	Rc	ØP	A1	A2	B	C	E	H	ØK	G	F	J	Ød	X	Y	Orifis (mm) Orifice (mm)	Ağırlık (g) Weight (g)	Adet/Kutu Qty / Box
PAF 04-M5	4	M5	M5	10.4	5.5	5	8.9	16	20.9	8	10	6.5	10	10	3.2	10	12	2	9.9	50
PAF 06-G01	6	G1/8	G1/8	12.4	8	9	14	17	26.7	14	15.5	9.5	11	12	3.2	12	14	4	27.5	50
PAF 08-G02	8	G1/4	G1/4	14.4	11	12	15	18.5	30.2	17	20	11.5	12.5	14	3.2	14	16	5.5	47.2	25
PAF 10-G03	10	G3/8	G3/8	17.6	12	13	18	21	34.3	22	23	13.5	15	17	4.4	17	19	8	80.8	15
PAF 12-G04	12	G1/2	G1/2	21	15	16	21	22.5	38.3	24	30	17	17	20	4.4	21	23	9	118.2	10

**Teknik Çizim / Technical Drawing**

