

CHECK VALVES

WVC0.S12 Valve Series



**SAE12 Cartridge-420 bar
Direct acting-Poppet Type**

Description

A screw-in; cartridge style, direct acting, poppet type check valve. Main use is as a blocking or load-holding device. The WVC0.S12 allows flow passage from port 1 to 2: the cartridge has a fully guided check which is spring-biased closed until sufficient pressure is applied at port 1 to open to 2. The flow is blocked in the opposite direction (2 to 1).

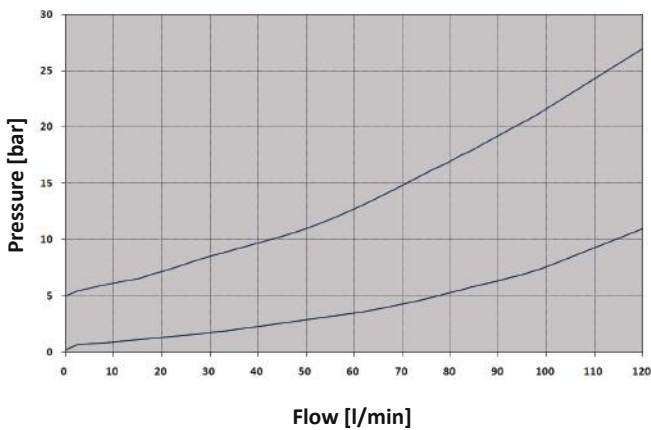
Symbols



Technical Features

All external surfaces are zinc plated and corrosion-proof. All valve parts are made of high strength steel. Poppet is hardened and ground to guarantee minimal wear and to extend service life. Compact size. Optional bias springs for back-pressure application flexibility. Industry common cavity.

Performance Details



Technical data

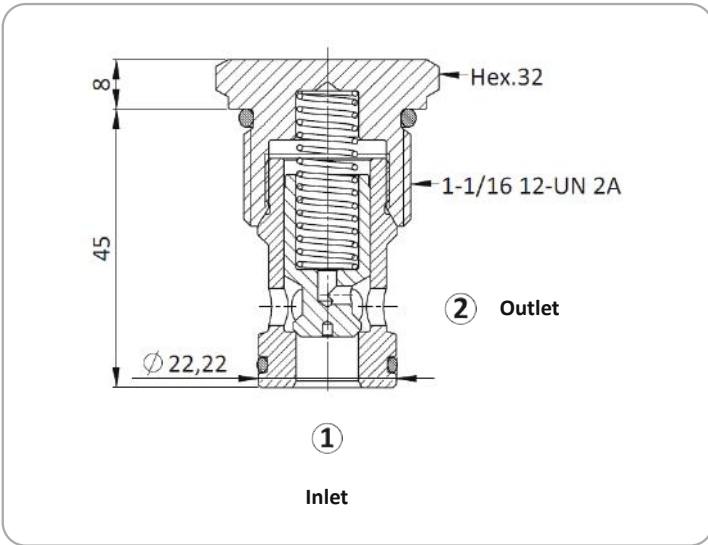
Maximum operating pressure	420 bar
Maximum flow	120 l/min
Internal leakage	0.10 cc/min max @420 bar
Temperature	°C -30°C to 110°C
Fluids	Mineral-based or synthetics with
Lubricating properties at viscosities of	7.4 to 420 cSt
Orientation	no restrictions
Installation torque	85-95 Nm
Seal kit code	SK.077
Weight	0.160 kg

Note : The performance chart illustrates flow handling capacity for significant spring bias options. P/Q curves are recorded at TOil = 40° and 46 cSt

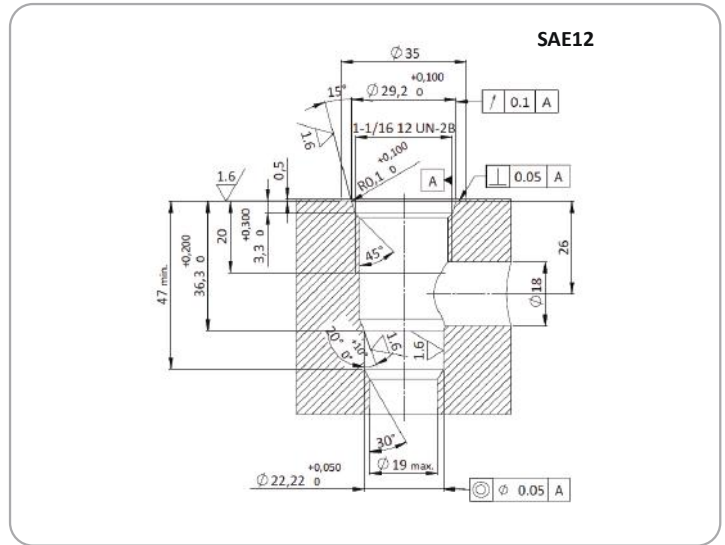
CHECK VALVES

WVC0.S12 Valve Series

Cross section



Cavity Details



Ordering Code

W V C 0 . S 1 2 . 0 * . 0 0 0

Valve basic code

Cavity

S12 = 1 1/16-12 UN with Ø22,22 nose size

000 = Standard configuration

Bias Spring (see table below for available options)

Marking

0 = Standard factory marking

Customized markings can be done upon request

Bais Spring Options

Spring Model Code	Cracking pressure [bar]
Y	0.5
N	1
B	3
P	5